



ПРОМЫШЛЕННЫЕ ЩЁТКИ

L A M P A R S. R. L.

Via Guerrazzi 8 - 20900 MONZA MB - Italia

Telefono: 039/2004277 - Telefax: 039/2148697 - Posta Elettronica: sales.office@lampar.it

Partita I. V. A. / Codice Fiscale: 04304860960

Sede Legale: Piazza Gramsci 58/A - 20092 CINISELLO BALSAMO MI - Italia

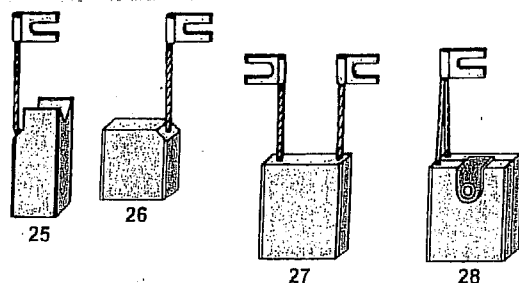
ПРОМЫШЛЕННЫЕ ЩЕТКИ

КОД	РАЗМЕР	ВИД	РИСУНОК	ФАБРИЧНАЯ МАРКА
	толщ x шир x выс			
90000L	6,3 x 20 x 40	L30	1	<p>ASEA</p>
90001L	6,3 x 25 x 40	L30	1	
90002L	6,3 x 32 x 36	L30	2	
90003L	(6,3+6,3) x 32 x 36	L59	3	
90004L	6,3 x 32 x 36	L59	2	
90005L	6,3 x 32 x 36	L59	4	
90006L	(6,3+6,3) x 32 x 36	L59	5	
90007L	6,3 x 32 x 40	L30	1	
90008L	6,3 x 40 x 36	L30	6	
90009L	(6,3+6,3) x 40 x 36	L59	7	
90010L	(6,3+6,3) x 40 x 36	L59	8	
90011L	6,3 x 40 x 36	L59	9	
90012L	7 x 15 x 25	L30	10	
90013L	7 x 15 x 25	L59	11	
90014L	7 x 25 x 25	L58	12	
90015L	8 x 12,5 x 30	L58	13	
90016L	8 x 12,5 X32	L30	14	
90017L	8 x 16 x 30,5	L59	13	
90018L	8 x 16 x 32	L30	10	
90019L	8 x 16 x 32	L30	15	
90020L	8 x 16 x 40	L30	16	
90021L	8 x 20 x 30,5	L59	17	
90022L	8 x 20 x 30,5	L58	13	
90023L	8 x 20 x 32	L30	18	
90024L	8 x 20 x 35	L30	10	
90025L	8 x 25 x 30	L59	13	
90026L	8 x 25 x 32	L30	10	
90027L	8 x 25 x 33	L58	17	
90028L	8 x 40 x 32	L30	19	
90029L	(8+8) x 40 x 32	L30	20	
90030L	8 x 40 x 32	L29	98	
90031L	(8+8) x 40 x 32	L30	99	
90032L	(8+8) x 40 x 32	L29	99	
90033L	10 x 15 x 25	L107	21	
90034L	8 x 20 x 25	L48	22	
90035L	10 x 20 x 32	L49	23	
90036L	16 x 25 x 35	L107	23	
90037L	12,5 x 32 x 32	L49	23	
90038L	20 x 32 x 40	L49	24	
90039L	16 x 32 x 40	L48	100	
90040L	12,5 x 32 x 40	L48	101	
90041L	10 x 12,5 x 32	L58	25	
90042L	10 x 16 x 25	L58	26	
90043L	10 x 16 x 31	L58	26	
90044L	10 x 16 x 40	L58	25	
90045L	10 x 25 x 32	L58	26	

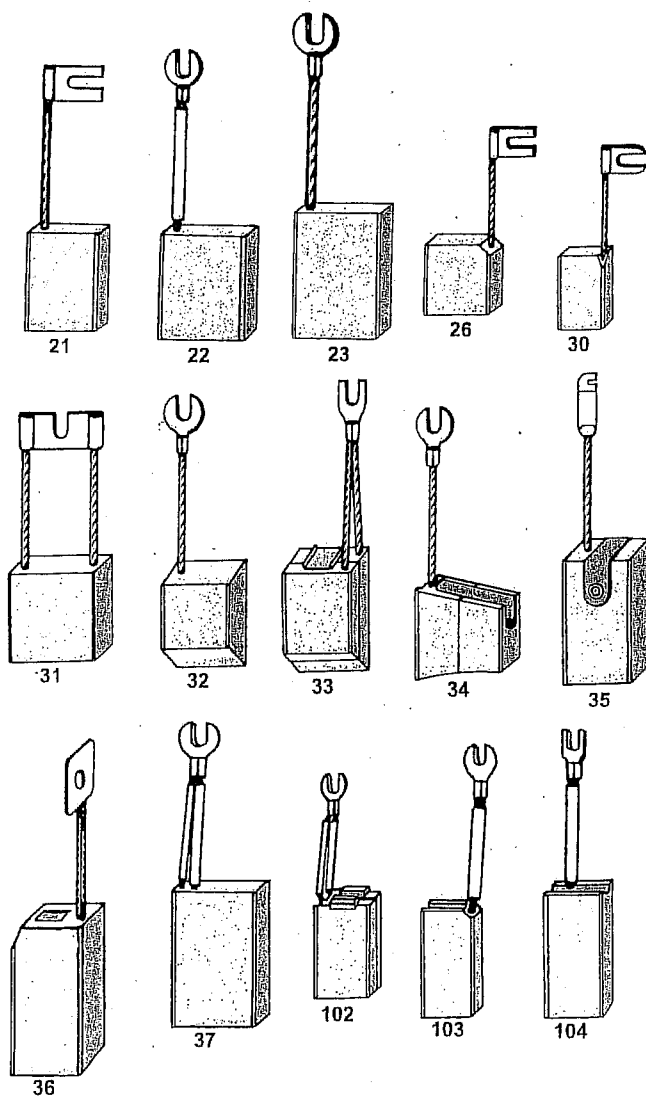
КОД	РАЗМЕР	ВИД	РИСУ НОК
	толщ x шир x выс		
90046L	10 x 25 x 40	L58	26
90047L	10 x 25 x 50	L58	25
90048L	12,5 x 25 x 32	L58	26
90049L	12,5 x 25 x 40	L58	26
90050L	12,5 x 25 x 50	L58	25
90051L	12,5 x 32 x 40	L58	27
90052L	12,5 x 32 x 64	L58	25
90053L	16 x 25 x 32	L58	26
90054L	16 x 25 x 40	L58	26
90055L	16 x 25 x 40	L58	27
90056L	16 x 25 x 50	L58	25
90057L	16 x 32 x 40	L58	27
90058L	(8+8) x 32 x 40	L58	28
90059L	20 x 32 x 40	L58	27
90060L	(10+10) x 32 x 40	L58	28
90109L	6,4 x 10 x 20	L58	26
90110L	8 x 32 x 32	L58	31
60111L	10 x 10 x 30	L58	26
60112L	10 x 20 x 32	L58	21
60113L	10 x 25 x 36	L58	32
60114L	10 x 38 x 60	L61P	32
60115L	12,5 x 32 x 32	L58	31
60116L	12,5 x 38 x 60	L61P	32
60117L	16 x 32 x 32	L58	31
60118L	(8+8) x 32 x 45	L61P	102
60119L	16 x 38 x 60	L61P	32
60120L	(8+8) x 38 x 60	L61P	33
60121L	20 x 32 x 32	L58	31
60122L	(10+10) x 32 x 45	L61P	102
60123L	(10+10) x 38 x 70	L61P	33
60124L	(11+11) x 16 x 38	L58	34
60125L	25 x 32 x 32	L58	31
60126L	(12,5+12,5)x32x45	L61P	102
60127L	(12,5+12,5)x38x70	L61P	33
60128L	(16+16) x 20 x 50	L58	34
60129L	5 x 20 x 25	L49	26
60130L	12,5 x 20 x 32	L49	30
60131L	12,5 x 32 x 40	L58	31
60132L	16 x 20 x 32	L49	30
60133L	16 x 32 x 40	L58	31
60134L	20 x 20 x 32	L49	30
60135L	20 x 32 x 40	L58	31
60136L	25 x 32 x 40	L58	31
60137L	20 x 32 x 70	L146	35
60138L	25,4 x 38,1 x 101,6	L146	36
60139L	10 x 25 x 40	L61P	103
60140L	10 x 32 x 40	L61P	104
60141L	12,5 x 32 x 40	L61P	104

ФАБРИЧНАЯ МАРКА

ASEA



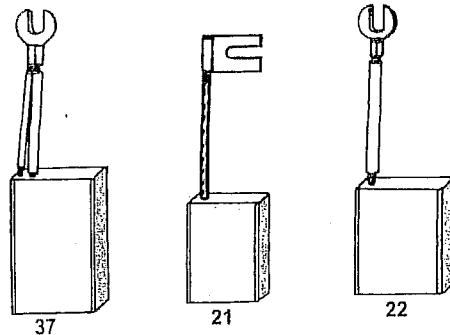
ANSALDO



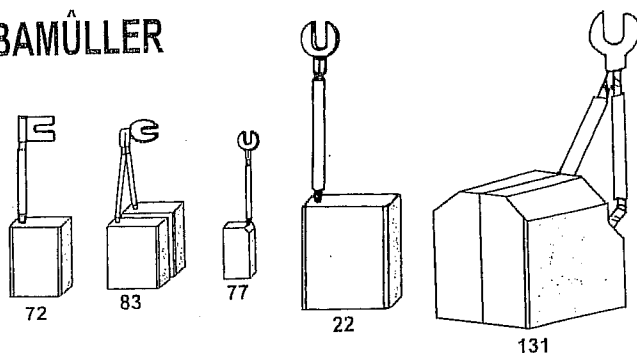
Код	РАЗМЕР	ВИД	РИСУНОК
	толщ x шир x выс		
60112L	10 x 20 x 32	L107	21
60113L	12 x 20 x 35	L107	23
60114L	10 x 25 x 32	L107	22
60115L	12,5 x 25 x 32	L107	22
60116L	15 x 35 x 40	L107	23
60117L	20 x 30 x 40	L107	23
60118L	16 x 32 x 40	L107	22
60119L	20 x 32 x 40	L107	37
60110L	20 x 35 x 45	L107	23
60111L	20 x 40 x 40	L107	37
60112L	32 x 40 x 40	L107	37
90200L	6,25 x 20 x 25	L31	72
90201L	8 x 12,5 x 25	L31	77
90202L	8 x 20 x 30	L31	22
90203L	6+6 x 10 x 20	L31	83
90204L	6+6 x 20 x 28	L31	83
90205L	6,3+6,3 x 22 x 28	L31	83
90206L	6,4+6,4 x 20 x 32	L31	83
90207L	8+8 x 25 x 32	L31	83
90208L	10+10 x 25 x 35/40	L61P	131
90260L	5 x 20 x 25	L31	38
90261L	10 x 20 x 25	L49	39
90262L	10 x 25 x 25	L49	40
90263L	10 x 25 x 25	L60	40
90264L	15 x 25 x 25	L49	40
90265L	15 x 30 x 30	L49	41
90266L	15 x 30 x 35	L49	42
90267L	15 x 30 x 35	L58	42
90268L	20 x 30 x 35	L49	43
90269L	20 x 30 x 35	L58	43
90270L	(10+10) x 30 x 35	L49	44
90271L	(10+10) x 30 x 35	L58	44
90272L	25 x 30 x 35	L49	43
90273L	25 x 30 x 35	L58	43
90274L	(12,5+12,5)x30x35	L49	44
90275L	(12,5+12,5)x30x35	L58	44
90276L	30 x 30 x 35	L49	43
90277L	30 x 30 x 35	L58	43
90278L	(15+15) x 30 x 35	L49	44
90279L	(15+15) x 30 x 35	L58	44
90280L	15 x 20 x 25	L107	46
90281L	20 x 30 x 30	L107	45
90282L	25 x 30 x 30	L107	45
90283L	30 x 30 x 30	L107	45
90284L	22 x 38 x 25	L107	45
90285L	22 x 38 x 25	L111	45

ФАБРИЧНАЯ МАРКА

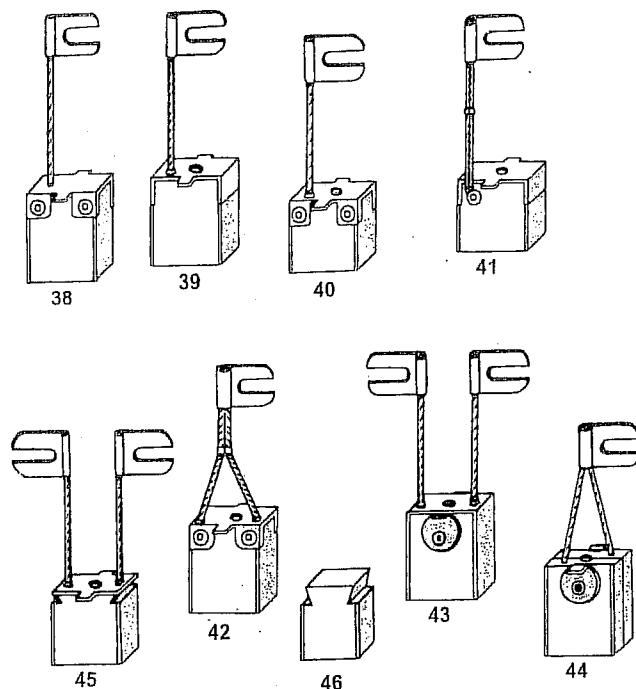
ANSALDO

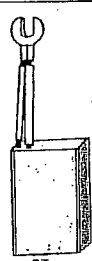

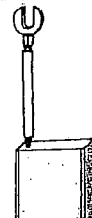

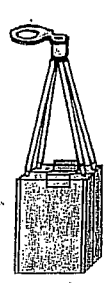
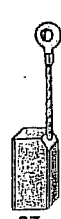

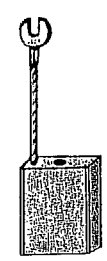
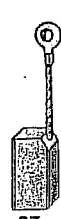
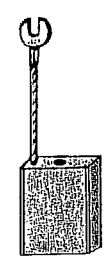

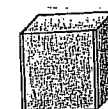
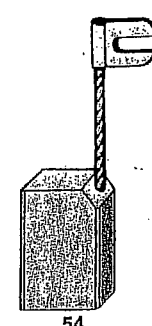
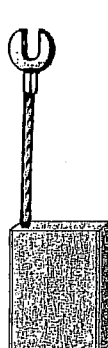
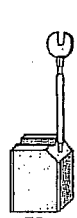
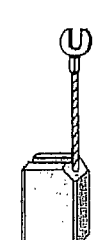
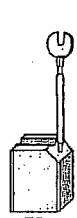
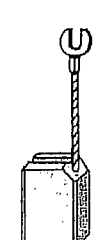


BAMÜLLER



TECNOMASIO ITALIANO
BROWN BOVERI



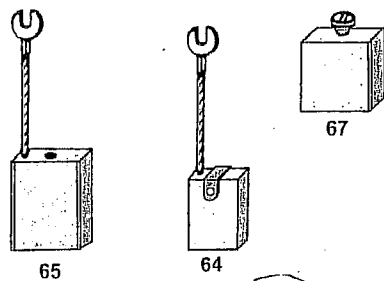
КОД	РАЗМЕР толщ x шир x выс	ВИД	РИСУ НОК	ФАБРИЧНАЯ МАРКА			
90240L	10 x 25 x 30	L54	21	C.G.E.			
90241L	16 x 25 x 30	L54	21				
90242L	16 x 25 x 30	L49	21				
90243L	8 x 15 x 28	L107	22				
90244L	12,5 x 25 x 32	L107	22				
90245L	20 x 32 x 40	L107	37				
90290L	(6,15+6,15)x32x35	L56/L57/L74	102	CEAR			
90291L	(8+8) x 32 x 45	L56/L57/L74	102				
90292L	(10+10) x 32 x 40	L56/L57/L74	102				
90293L	(10+10) x 35 x 45	L56/L57/L74	102				
90294L	(12,5+12,5)x40x45	L56/L57/L74	73				
90350L	10 x 25 x 32	L107	22	CEA			
90351L	12 x 25 x 32	L107	22				
90352L	20 x 30 x 38	L107	22				
90400L	12 x 20 x 32	L104	22	CIFES			
90401L	20 x 30 x 38	L104	22				
90402L	20 x 32 x 45	L104	37				
90450L	18 x 20 x 35	L60	87	CLERICI			
90451L	20 x 35 x 45	L104	65				
90500L	8 x 16 x 28	LV421	54	ELEKTRA FAURNDAU			
90501L	8 x 19 x 28	LV421	54				
90502L	8 x 16 x 25	L107	55				
90503L	10 x 20 x 25	L107	55				
90504L	10 x 25 x 25	L107	55				
90505L	10 x 25 x 32	L107	55				
90550L	7,5 x 25 x 30	L58	49	ELETTROMECCANICA LOMBARDA			
90551L	8 x 25 x 30	L58	49				
90552L	9 x 22,5 x 30	L58	23				
90553L	12 x 18 x 30	L107	23				
90650L	6 x 20 x 25	L31	50	ELETAR (PELLIZZARI)			
90651L	7 x 20 x 25	L31	50				
90652L	10 x 20 x 32	L49	50				
90653L	10 x 20 x 35	L54	49				
90654L	12 x 20 x 32	L49	50				
90655L	12 x 20 x 35	L54	49				
90656L	12 x 25 x 35	L54	49				

КОД	РАЗМЕР толщ x шир x выс	ВИД	РИСУ НОК	ФАБРИЧНАЯ МАРКА			
				Модель	Изображение		
90657L	15 x 20 x 32	L49	50	ELETAR (PELLIZZARI)			
90658L	15 x 20 x 35	L54	49				
90659L	20 x 20 x 32	L49	50				
90660L	6 x 20 x 32	L58	50				
90661L	6 x 25 x 32	L58	50				
90662L	6 x 30 x 32	L58	50				
90663L	7 x 20 x 32	L58	50				
90664L	7 x 25 x 32	L58	50				
90665L	7 x 30 x 32	L58	50				
90666L	8 x 20 x 25	L107	52				
90667L	8 x 20 x 32	L107	52				
90668L	10 x 25 x 32	L107	52				
90669L	12,5 x 32 x 40	L107	52				
90670L	20 x 32 x 32	L107	52				
90671L	12,5 x 40 x 40	L107	52				
90672L	20 x 40 x 40	L107	37				
90673L	25 x 40 x 50	L107	37				
90674L	32 x 40 x 40	L107	37				
90750L	8 x 20 x 40	L58	57			ELIN	
90751L	10 x 20 x 40	L54	26				
90752L	10 x 20 x 40	L58	57				
90753L	20 x 20 x 40	L54	56				
90754L	20 x 20 x 40	L58	58				
90800L	12,5 x 25 x 32	L54	31	ESAB			
90801L	16 x 25 x 32	L54	31				
90802L	20 x 32 x 40	L54	31				
90850L	8 x 16 x 20	L107	133	FIMET			
90851L	12,5 x 25 x 30	L107	132				
90852L	16 x 32 x 35	L107	132				
90853L	25 x 40 x 37	L107	132				
90900L	15,9 x 38,1 x 56	L48	105	GECO			
90901L	15,9 x 31,7 x 57	L49	113				
90950L	10 x 16 x 25	L60	106	IEG			
90951L	10 x 20 x 32	L60	106				
90952L	10 x 25 x 32	L61P	107				
90953L	12,5 x 25 x 32	L61P	107				
90954L	12,5 x 32 x 40	L61P	107				
90955L	(8+8) x 32 x 40	L60	108				
90956L	(10+10) x 32 x 40	L60	108				
90957L	(12,5+12,5) x 32 x 40	L60	108				

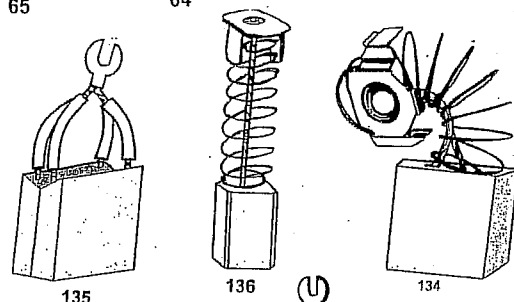
КОД	РАЗМЕР	ВИД	РИСУ НОК
	ТОЛЩ X ШИР X ВЫС		
91000L	5 x 20 x 25	L58	64
91001L	10 x 25 x 32	L58	65
91002L	12 x 30 x 32	L58	65
91003L	12,5 x 25 x 32	L58	65
91004L	16 x 25 x 32	L58	65
91005L	10 x 25 x 30	L105	67
91006L	10 x 25 x 32	L105	66
91007L	12,5 x 25 x 30	L105	67
91050L	6 x 19 x 24/26	L58	136
91051L	6 x 25 x 24/26	L58	134
91052L	6,3 x 12,3 x 24/26	L58	136
91053L	6,4 x 16 x 25/28	L58	136
91054L	(5+5) x 25 x 32	L61P	135
91055L	(5+5) x 32 x 35	L61P	135
91056L	(6+6) x 32 x 32	L61P	135
91100L	6,3 x 16 x 25	L78P	50
91101L	6,3 x 16 x 25	L108	50
91102L	8 x 16 x 25	L54P/L68	50
91103L	8 x 16 x 25	L107	50
91104L	8 x 16 x 25	L78	50
91150L	9,5 x 15,9 x 25	L58	138
91151L	9,5 x 15,9 x 32	L58	137
91152L	12,7 x 15,9 x 32	L58	137
91153L	12,7 x 38,1 x 38	L58	108
91154L	15,9 x 38,1 x 48	L58	108
91155L	20,6 x 38,1 x 48	L58	108
91200L	6 x 25 x 30	L31	54
91201L	6 x 30 x 30	L31	54
91202L	6,3 x 32 x 32	L31	139
91203L	8 x 16 x 27	L61P	54
91204L	8 x 20 x 27	L61P	54
91205L	8+8 x 16 x 27	LV421	109
91206L	8+8 x 20 x 27	LV421	109
91207L	8+8+8 x 16 x 27	LV421	110
91208L	8 x 16 x 25	L107	22
91209L	10 x 25 x 35	L107	22
91210L	12 x 20 x 35	L107	22
91211L	12 x 25 x 40	L107	22
91250L	8 x 16 x 25	L58	71
91251L	10 x 16 x 25	L58	71
91252L	10 x 20 x 30	L58	72

ФАБРИЧНАЯ МАРКА

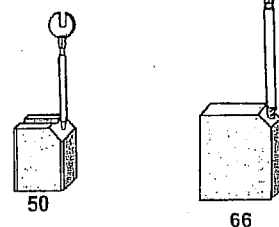
ISEA



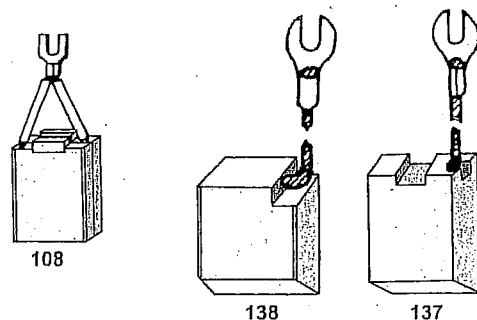
ISOFLUX



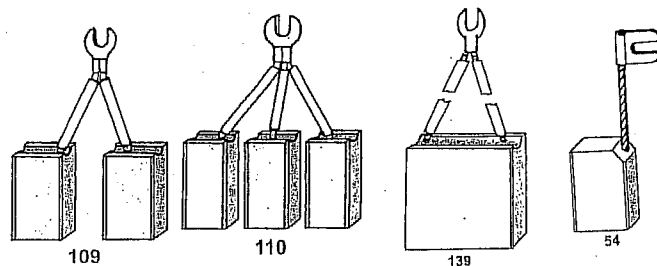
JUPITER



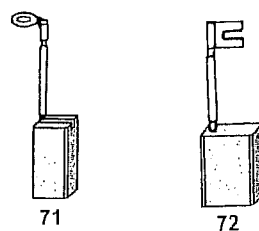
LINCOLN



MBM



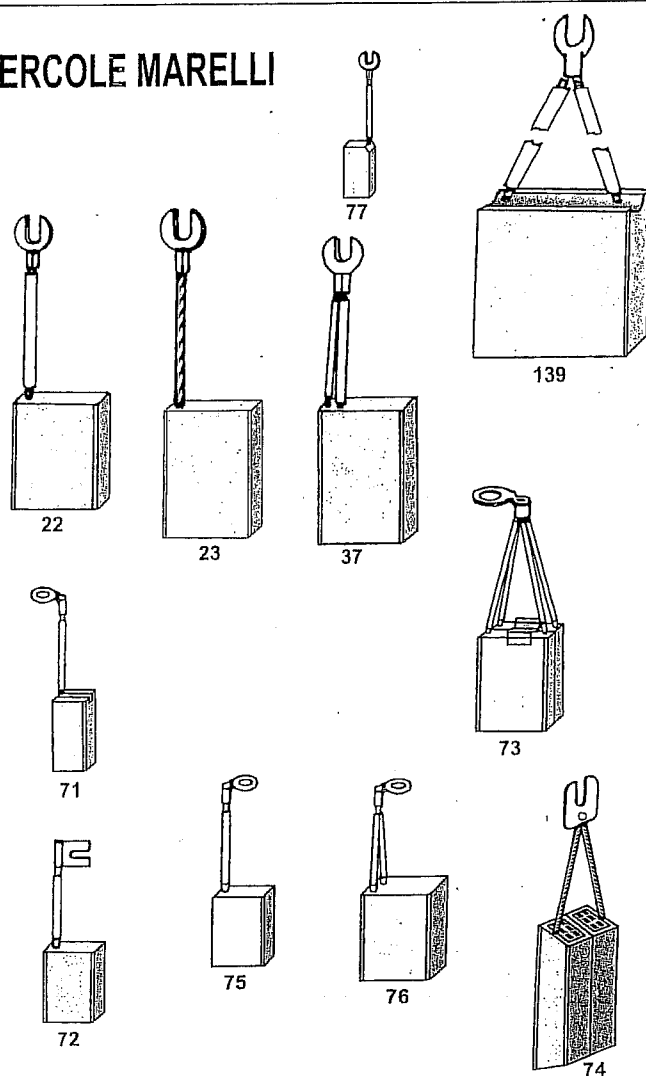
ERCOLE MARELLI



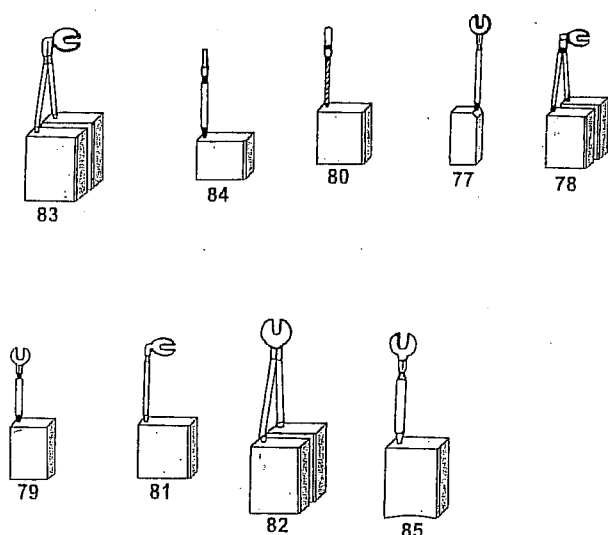
КОД	РАЗМЕР	ВИД	РИСУ НОК
	ТОЛЩ X ШИР X ВЫС		
91253L	10 x 20 x 30	L49	72
91254L	10 x 30 x 35	L58	23
91255L	10 x 30 x 35	L49	23
91256L	(6,25+6,25) x 25 x 32	L60	73
91257L	15 x 20 x 30	L58	72
91258L	15 x 20 x 30	L49	72
91259L	15 x 30 x 35	L58	23
91260L	15 x 30 x 35	L49	23
91261L	(8+8) x 25 x 32	L60	73
91262L	(8+8) x 40 x 45	L60	73
91263L	20 x 30 x 35	L58	23
91264L	20 x 30 x 35	L49	23
91265L	(10+10) x 40 x 45	L60	73
91266L	(12,5+12,5) x 40 x 35	L60	73
91267L	(16+16) x 40 x 45	L60	73
91268L	(19+19) x 25,4 x 101,6	L146	74
91269L	(19+19) x 25,4 x 101,6	L148	74
91270L	8 x 15 x 25	L107	75
91271L	10 x 20 x 35	L107	75
91272L	10 x 25 x 32	L54	22
91273L	10 x 25 x 32	L107	22
91274L	12,5 x 25 x 32	L54	22
91275L	12,5 x 25 x 32	L107	22
91276L	10 x 30 x 35	L107	75
91277L	16 x 32 x 40	L107	22
91278L	15 x 40 x 40	L107	75
91279L	20 x 40 x 40	L107	37
91280L	20 x 40 x 40	L54	37
91281L	20 x 40 x 50	L107	76
91330L	6,4 x 20 x 25	L31	77
91331L	6,4 x 25 x 32	L31	79
91332L	6,4 x 25 x 32	L58	80
91333L	6,4 x 35 x 32	L58	81
91334L	6,5 x 35 x 32	L30	80
91335L	8 x 35 x 32	L31	84
91336L	6,4+6,4 x 20 x 32	L31	78
91337L	6,4+6,4 x 25 x 32	L31	78
91338L	8+8 x 20 x 32	L31	82
91339L	8+8 x 25 x 32	L31	83
91340L	8 x 16 x 25	L49	85
91341L	8 x 25 x 25	L49	85
91342L	10 x 25 x 32	L49	85
91343L	12,5 x 25 x 32	L49	85
91345L	12,5 x 32 x 40	L49	85
91346L	16 x 32 x 40	L49	85

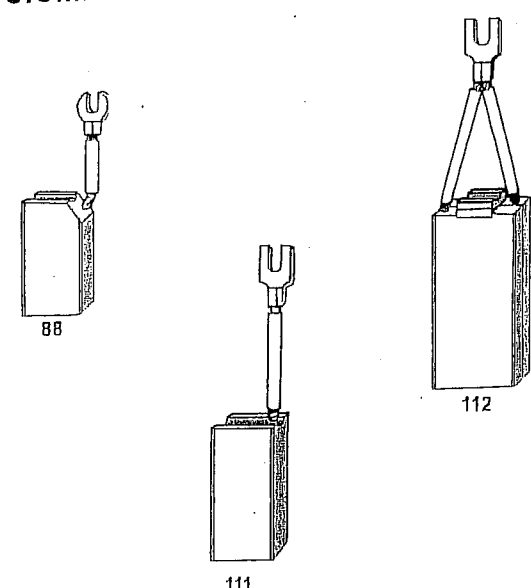
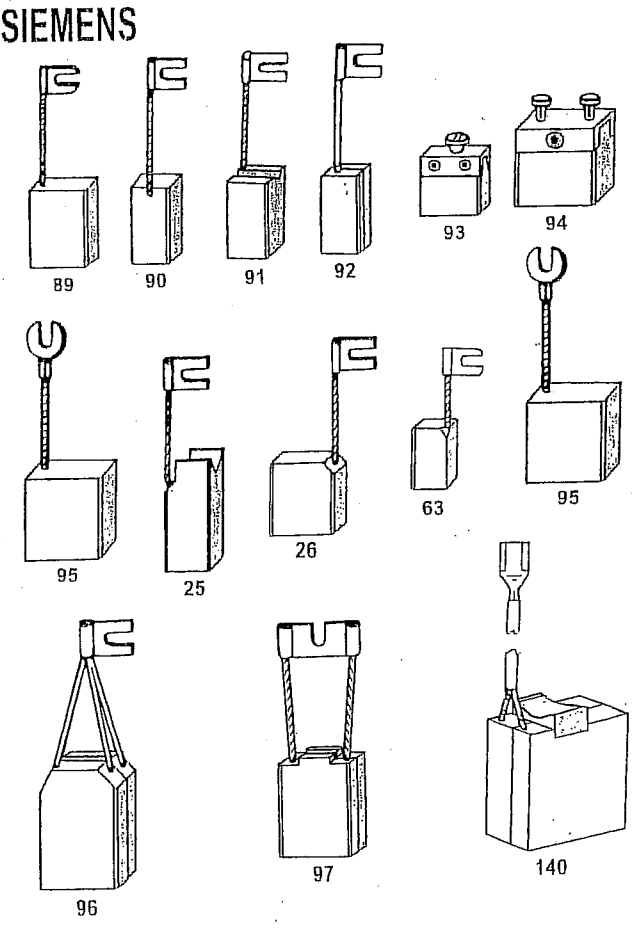
ФАБРИЧНАЯ МАРКА

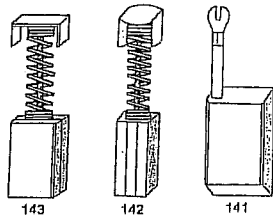
ERCOLE MARELLI



PILLER



КОД	РАЗМЕР	ВИД	РИСУ НОК	ФАБРИЧНАЯ МАРКА
	толщ x шир x выс			
91400L	6 x 16 x 25	L61P	88	SICME 
91401L	8 x 16 x 25	L61P	88	
91402L	8 x 20 x 32	L61P	88	
91403L	10 x 16 x 25	L61P	88	
91404L	10 x 32 x 40	L61P	111	
91405L	10 x 20 x 32	L61P	88	
91406L	(5+5) x 20 x 32	L61X	112	
91407L	12,5 x 16 x 25	L60	88	
91408L	12,5 x 20 x 32	L60	88	
91409L	(6,25+6,25)x20x32	L61X	112	
91410L	(6,25+6,25)x32x40	L61X	112	
91411L	12,5 x 32 x 40	L60	111	
91412L	16 x 20 x 32	L60	88	
91413L	16 x 32 x 40	L60	111	
91414L	(8+8) x 32 x 40	L61X	112	
91415L	20 x 32 x 40	L61P	111	
91416L	(10+10) x 32 x 40	L61X	112	
91417L	25 x 32 x 40	L61P	111	
91418L	(12,5+12,5)x32x40	L61X	112	
91470L	6,4 x 16 x 32	L58	89	SIEMENS 
91471L	6,4 x 16 x 32	L31	91	
91472L	8 x 12,5 x 32	L31	90	
91473L	8 x 12,5 x 32	L31	91	
91474L	8 x 16 x 32	L58	89	
91475L	8 x 16 x 32	L31	90	
91476L	8 x 16 x 32	L31	90	
91477L	8 x 16 x 32	L31	91	
91478L	10 x 16 x 32	L58	92	
91479L	10 x 16 x 32	L31	26	
91480L	10 x 16 x 32	L31	91	
91481L	10 x 16 x 40	L31	91	
91482L	10 x 20 x 32	L31	91	
91483L	10 x 25 x 32	L31	91	
91484L	8 x 20 x 20	L49	93	
91485L	16 x 32 x 32	L49	94	
91486L	16 x 40 x 40	L49	95	
91487L	10 x 12,5 x 32	L58	92	
91488L	10 x 12,5 x 32	L58	25	
91489L	12,5 x 16 x 32	L58	25	
91490L	12,5 x 20 x 32	L58	63	
91491L	16 x 20 x 40	L58	95	
91492L	(5+5) x 16 x 29	L58	140	
91493L	(5+5) x 20 x 32	L58	140	
91494L	(8+8) x 20 x 40	L58	96	
91495L	(8+8) x 25 x 40	L58	97	
	(10+10) x 25 x 40	L58	97	

КОД	РАЗМЕР толщ x шир x выс	ВИД	РИСУ НОК	ФАБРИЧНАЯ МАРКА
40503L	8/6 x 10 x 25/28	L54	142	SERVOMAC 
40518L	8/6 x 16 x 30/33	L75	142	
40513L	10/8 x 20 x 30/33	L75R	142	
40515L	3,14+3,14x15,9x25/27	L55	143	
40343L	8 x 32 x 32	L72P/L59R	141	
40530L	10 x 32 x 35	L72P/L59R	141	

**Р.С. ПО ПРОСЬБЕ ИЗГОТОВЛЯЕМ ЩЕТКИ
ПОДБИТЫЕ ГВОЗДЯМИ**